ガス使用量比較表（平成22年度～平成30年度）

〔単位：㎥〕

| | 区分 | 年度 | 4月 | 5月 | 6月 | 7月 | 8月 | 9月 | 10月 | 11月 | 12月 | 1月 | 2月 | 3月 | 合計 |
|---|---|---|---|---|---|---|---|---|---|---|---|---|---|---|---|
| 川津キャンパス | 共　通 | 2010 | 1,594 | 716 | 2,540 | 5,618 | 6,115 | 2,938 | 790 | 2,528 | 4,917 | 9,112 | 5,679 | 5,162 | 47,709 |
| | | 2011 | 1,782 | 320 | 2,308 | 5,219 | 4,905 | 2,419 | 480 | 1,436 | 4,522 | 6,891 | 6,166 | 4,324 | 40,772 |
| | | 2012 | 893 | 473 | 2,497 | 5,857 | 5,198 | 2,587 | 460 | 2,453 | 5,604 | 6,771 | 5,750 | 2,979 | 41,522 |
| | | 2013 | 1,481 | 704 | 3,503 | 6,199 | 5,629 | 2,630 | 1,005 | 2,184 | 4,030 | 4,795 | 4,339 | 2,807 | 39,306 |
| | | 2014 | 721 | 1,172 | 2,903 | 5,177 | 3,879 | 2,000 | 516 | 2,026 | 4,484 | 5,039 | 4,185 | 2,600 | 34,702 |
| | | 2015 | 1,077 | 1,438 | 2,396 | 5,278 | 4,645 | 1,330 | 520 | 1,417 | 3,130 | 5,886 | 4,858 | 2,835 | 34,810 |
| | | 2016 | 740 | 1,052 | 4,100 | 6,860 | 5,625 | 2,907 | 1,412 | 1,685 | 3,361 | 5,751 | 4,412 | 3,170 | 41,075 |
| | | 2017 | 636 | 726 | 1,771 | 4,913 | 3,109 | 1,397 | 622 | 1,910 | 3,885 | 4,742 | 3,789 | 1,913 | 29,413 |
| | | 2018 | 1,913 | 706 | 569 | 1,593 | 3,711 | 2,814 | 1,067 | 455 | 1,212 | 2,480 | 3,054 | 2,781 | 22,355 |
| | 法文学部 | 2010 | 2,861 | 201 | 2,781 | 7,615 | 8,377 | 3,510 | 264 | 4,579 | 6,933 | 11,554 | 7,231 | 5,829 | 61,735 |
| | | 2011 | 2,579 | 275 | 3,310 | 7,384 | 6,131 | 2,814 | 202 | 2,108 | 7,474 | 10,824 | 8,474 | 5,971 | 57,546 |
| | | 2012 | 1,513 | 99 | 1,282 | 8,990 | 7,080 | 3,654 | 0 | 3,698 | 8,532 | 9,217 | 7,957 | 4,617 | 56,639 |
| | | 2013 | 3,079 | 0 | 3,505 | 8,242 | 6,664 | 2,778 | 8 | 4,507 | 7,797 | 9,482 | 8,170 | 5,687 | 59,919 |
| | | 2014 | 1,461 | 11 | 2,988 | 6,677 | 4,516 | 2,009 | 8 | 3,598 | 7,930 | 9,978 | 7,499 | 5,103 | 51,778 |
| | | 2015 | 2,181 | 257 | 1,149 | 6,632 | 5,474 | 1,054 | 193 | 2,857 | 6,427 | 10,662 | 8,502 | 5,054 | 50,442 |
| | | 2016 | 2,245 | 171 | 3,633 | 9,024 | 7,347 | 3,319 | 1,146 | 4,938 | 8,155 | 11,686 | 8,608 | 6,493 | 66,765 |
| | | 2017 | 1,866 | 1,562 | 3,870 | 12,760 | 7,892 | 3,035 | 390 | 5,046 | 11,090 | 13,318 | 10,272 | 5,836 | 76,937 |
| | | 2018 | 5,836 | 2,639 | 236 | 3,692 | 6,500 | 5,275 | 2,734 | 91 | 6,005 | 8,472 | 10,370 | 7,414 | 59,264 |
| | 教育学部 | 2010 | 3,170 | 1,088 | 6,689 | 14,601 | 15,805 | 6,924 | 1,909 | 4,441 | 8,795 | 16,352 | 9,676 | 7,827 | 97,277 |
| | | 2011 | 2,942 | 747 | 7,148 | 13,876 | 12,268 | 5,748 | 1,040 | 2,473 | 8,962 | 13,646 | 11,108 | 7,283 | 87,241 |
| | | 2012 | 1,530 | 944 | 5,027 | 17,077 | 14,419 | 6,841 | 991 | 4,945 | 10,903 | 12,713 | 10,636 | 4,973 | 90,999 |
| | | 2013 | 2,849 | 1,487 | 9,032 | 16,542 | 13,769 | 6,206 | 2,131 | 5,879 | 10,174 | 12,311 | 10,753 | 6,630 | 97,763 |
| | | 2014 | 1,561 | 2,322 | 7,480 | 14,099 | 10,020 | 5,158 | 1,205 | 4,702 | 10,993 | 12,843 | 10,299 | 5,989 | 86,671 |
| | | 2015 | 2,253 | 3,784 | 6,648 | 13,553 | 11,377 | 3,048 | 1,196 | 4,079 | 7,057 | 13,680 | 10,647 | 5,726 | 83,048 |
| | | 2016 | 1,749 | 4,106 | 10,795 | 17,598 | 13,876 | 6,979 | 3,541 | 4,526 | 8,715 | 14,916 | 11,237 | 7,484 | 105,522 |
| | | 2017 | 2,245 | 3,334 | 8,235 | 21,096 | 13,481 | 6,532 | 3,751 | 7,451 | 14,212 | 17,603 | 14,150 | 6,559 | 118,649 |
| | | 2018 | 6,559 | 3,029 | 5,499 | 11,663 | 30,541 | 22,866 | 7,528 | 4,906 | 3,690 | 13,602 | 15,741 | 12,029 | 137,653 |
| | 総合理工学部 | 2010 | 1,982 | 544 | 2,405 | 6,644 | 7,483 | 3,748 | 1,162 | 3,179 | 5,445 | 10,416 | 5,501 | 4,125 | 52,634 |
| | | 2011 | 1,589 | 708 | 3,932 | 7,153 | 6,016 | 3,207 | 818 | 1,967 | 5,235 | 8,731 | 6,631 | 4,272 | 50,259 |
| | | 2012 | 1,103 | 489 | 2,353 | 8,000 | 6,359 | 3,884 | 980 | 3,472 | 6,932 | 7,662 | 6,063 | 2,643 | 49,940 |
| | | 2013 | 2,028 | 787 | 4,329 | 8,134 | 6,854 | 3,613 | 1,304 | 3,566 | 5,388 | 7,315 | 6,106 | 3,527 | 52,951 |
| | | 2014 | 1,113 | 1,359 | 4,712 | 7,849 | 5,867 | 3,644 | 1,339 | 3,392 | 6,199 | 7,790 | 5,958 | 3,432 | 52,654 |
| | | 2015 | 1,516 | 1,865 | 3,146 | 6,564 | 5,328 | 1,841 | 820 | 2,513 | 3,467 | 7,832 | 5,764 | 2,815 | 43,471 |
| | | 2016 | 1,127 | 824 | 4,035 | 8,128 | 6,829 | 4,031 | 1,876 | 2,394 | 4,616 | 7,960 | 5,636 | 3,887 | 51,343 |
| | | 2017 | 1,345 | 1,378 | 4,147 | 9,897 | 9,883 | 3,669 | 1,602 | 3,482 | 7,114 | 9,073 | 7,157 | 4,203 | 62,950 |
| | | 2018 | 4,203 | 1,760 | 1,542 | 3,931 | 8,867 | 7,404 | 3,221 | 1,318 | 2,495 | 6,014 | 7,083 | 5,665 | 53,503 |
| | 生物資源科学部 | 2010 | 743 | 188 | 118 | 96 | 62 | 85 | 195 | 896 | 1,513 | 2,247 | 1,627 | 1,400 | 9,170 |
| | | 2011 | 649 | 142 | 105 | 82 | 60 | 106 | 141 | 499 | 1,685 | 2,441 | 2,468 | 1,618 | 9,996 |
| | | 2012 | 408 | 111 | 73 | 58 | 45 | 69 | 130 | 822 | 1,378 | 1,484 | 1,176 | 463 | 6,217 |
| | | 2013 | 453 | 125 | 69 | 54 | 51 | 89 | 149 | 794 | 1,275 | 1,282 | 1,031 | 570 | 5,942 |
| | | 2014 | 364 | 132 | 100 | 82 | 59 | 63 | 135 | 626 | 1,099 | 1,124 | 975 | 732 | 5,491 |
| | | 2015 | 426 | 109 | 80 | 66 | 61 | 58 | 140 | 492 | 931 | 1,260 | 1,132 | 703 | 5,458 |
| | | 2016 | 333 | 123 | 78 | 69 | 53 | 68 | 128 | 566 | 771 | 1,118 | 972 | 745 | 5,024 |
| | | 2017 | 328 | 95 | 76 | 58 | 51 | 58 | 129 | 476 | 1,196 | 1,184 | 1,124 | 780 | 5,555 |
| | | 2018 | 780 | 228 | 98 | 64 | 53 | 56 | 71 | 115 | 471 | 1,057 | 1,333 | 1,119 | 5,445 |
| | 小　計 | 2010 | 10,350 | 2,737 | 14,533 | 34,574 | 37,842 | 17,205 | 4,320 | 15,623 | 27,603 | 49,681 | 29,714 | 24,343 | 268,525 |
| | | 2011 | 9,541 | 2,192 | 16,803 | 33,714 | 29,380 | 14,294 | 2,681 | 8,483 | 27,878 | 42,533 | 34,847 | 23,468 | 245,814 |
| | | 2012 | 5,447 | 2,116 | 11,232 | 39,982 | 33,101 | 17,035 | 2,561 | 15,390 | 33,349 | 37,847 | 31,582 | 15,675 | 245,317 |
| | | 2013 | 9,890 | 3,103 | 20,438 | 39,171 | 32,967 | 15,316 | 4,597 | 16,930 | 28,664 | 35,185 | 30,399 | 19,221 | 255,881 |
| | | 2014 | 5,220 | 4,996 | 18,183 | 33,884 | 24,341 | 12,874 | 3,203 | 14,344 | 30,705 | 36,774 | 28,916 | 17,856 | 231,296 |
| | | 2015 | 7,453 | 7,453 | 13,419 | 32,093 | 26,885 | 7,331 | 2,869 | 11,358 | 21,012 | 39,320 | 30,903 | 17,133 | 217,229 |
| | | 2016 | 6,194 | 6,276 | 22,641 | 41,679 | 33,730 | 17,304 | 8,103 | 14,109 | 25,618 | 41,431 | 30,865 | 21,779 | 269,729 |
| | | 2017 | 6,420 | 7,095 | 18,099 | 48,724 | 34,416 | 14,691 | 6,494 | 18,365 | 37,497 | 45,920 | 36,492 | 19,291 | 293,504 |
| | | 2018 | 19,291 | 8,362 | 7,944 | 20,943 | 49,672 | 38,415 | 14,621 | 6,885 | 13,873 | 31,625 | 37,581 | 29,008 | 278,220 |
| 本庄農場 | | 2010 | 77.4 | 8.5 | 3.7 | 2.5 | 2.0 | 80.3 | 2.8 | 168.8 | 349.7 | 291.6 | 304.7 | 174.9 | 1,466.9 |
| | | 2011 | 174.9 | 51.4 | 65.8 | 3.1 | 1.9 | 1.9 | 1.1 | 45.2 | 14.3 | 174.7 | 297.5 | 520.9 | 1,352.7 |
| | | 2012 | 42.0 | 2.6 | 4.0 | 2.6 | 1.4 | 71.7 | 2.2 | 187.4 | 233.6 | 247.8 | 243.9 | 113.7 | 1,152.9 |
| | | 2013 | 222.9 | 8.8 | 3.2 | 3.0 | 27.9 | 2.0 | 2.2 | 66.5 | 383.6 | 223.6 | 247.8 | 162.4 | 1,353.9 |
| | | 2014 | 30.5 | 5.3 | 2.6 | 2.5 | 2.1 | 95.7 | 2.4 | 58.1 | 394.1 | 228.1 | 387.9 | 204.9 | 1414.2 |
| | | 2015 | 71.3 | 65.2 | 2.9 | 2.4 | 1.9 | 2.6 | 3.8 | 131.5 | 103.2 | 266.6 | 167.2 | 108.0 | 926.6 |
| | | 2016 | 18.4 | 3.4 | 1.7 | 112.8 | 2.2 | 2.5 | 2.1 | 42.7 | 231.6 | 186.3 | 400.2 | 155.3 | 1159.2 |
| | | 2017 | 34.2 | 4.1 | 1.5 | 2.1 | 1.6 | 1.7 | 4.2 | 39.4 | 179.1 | 299.5 | 242.1 | 148.2 | 957.7 |
| | | 2018 | 124.8 | 3.0 | 1.9 | 2.1 | 1.6 | 1.2 | 355.1 | 14.8 | 129.3 | 180.0 | 186.8 | 118.8 | 1119.4 |
| 附属学校 | | 2010 | 990.0 | 353 | 1,422 | 3,376 | 4,039 | 2,738 | 457 | 1,414 | 2,552 | 4,292 | 3,091 | 2,735 | 27,459 |
| | | 2011 | 842 | 425 | 1,570 | 3,468 | 2,634 | 1,924 | 327 | 858 | 2,357 | 4,041 | 4,152 | 2,395 | 24,993 |
| | | 2012 | 591 | 469 | 1,357 | 4,622 | 3,591 | 2,828 | 308 | 1,891 | 3,233 | 3,878 | 3,453 | 1,544 | 27,765 |
| | | 2013 | 1,070 | 525 | 2,403 | 4,371 | 3,989 | 2,080 | 645 | 1,874 | 2,718 | 3,741 | 3,570 | 2,417 | 29,403 |
| | | 2014 | 636 | 650 | 1,666 | 3,548 | 2,322 | 1,940 | 328 | 1,425 | 3,602 | 3,630 | 2,870 | 1,865 | 24,482 |
| | | 2015 | 652 | 433 | 1,415 | 3,523 | 3,255 | 964 | 357 | 1,067 | 2,097 | 4,244 | 3,721 | 1,540 | 23,268 |
| | | 2016 | 432 | 496 | 2,227 | 5,135 | 3,615 | 2,189 | 451 | 1,307 | 2,128 | 4,265 | 3,447 | 2,139 | 27,831 |
| | | 2017 | 487 | 541 | 1,719 | 6,720 | 4,227 | 2,294 | 462 | 2,701 | 4,661 | 6,980 | 5,636 | 2,698 | 39,126 |
| | | 2018 | 2,698 | 573 | 947 | 2,401 | 6,414 | 4,582 | 1,825 | 496 | 1,240 | 3,403 | 5,181 | 4,637 | 34,397 |

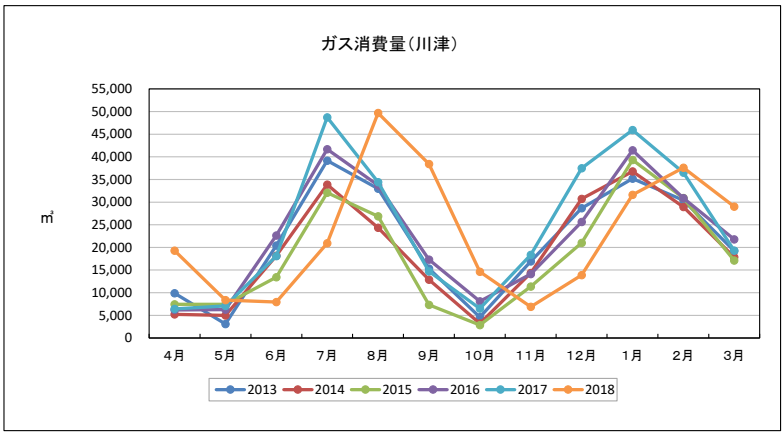
ガス消費量（川津）
55,000
50,000
45,000
40,000
35,000
30,000
25,000
20,000
15,000
10,000
5,000
0
㎥
4月
5月
6月
7月
8月
9月
10月
11月
12月
1月
2月
3月
2013
2014
2015
2016
2017
2018

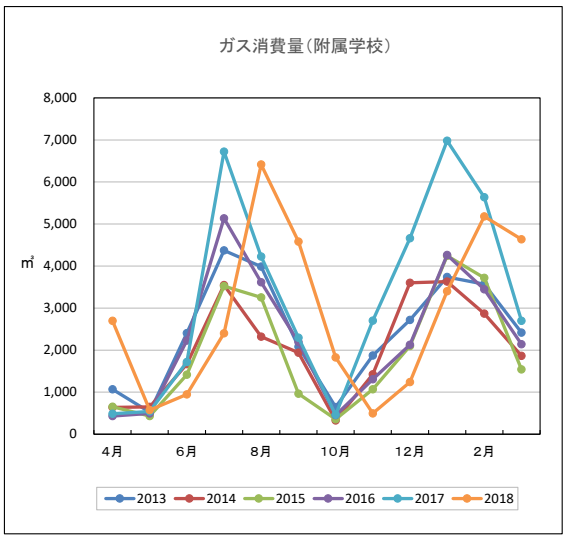
ガス消費量（附属学校）
8,000
7,000
6,000
5,000
4,000
3,000
2,000
1,000
0
㎥
4月
6月
8月
10月
12月
2月
2013
2014
2015
2016
2017
2018

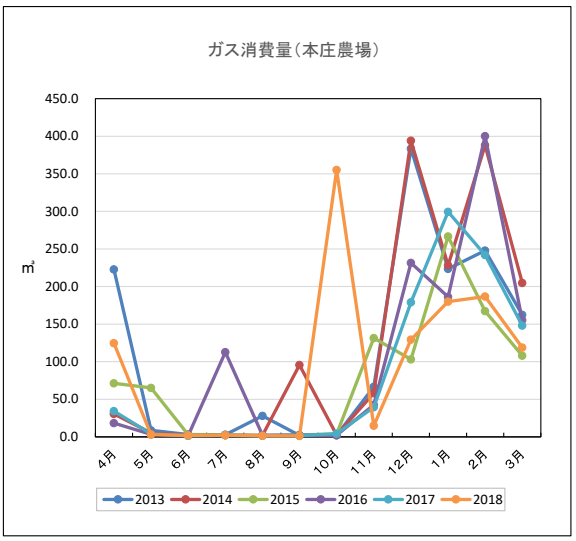
ガス消費量（本庄農場）
450.0
400.0
350.0
300.0
250.0
200.0
150.0
100.0
50.0
0.0
㎥
4月
5月
6月
7月
8月
9月
10月
11月
12月
1月
2月
3月
2013
2014
2015
2016
2017
2018